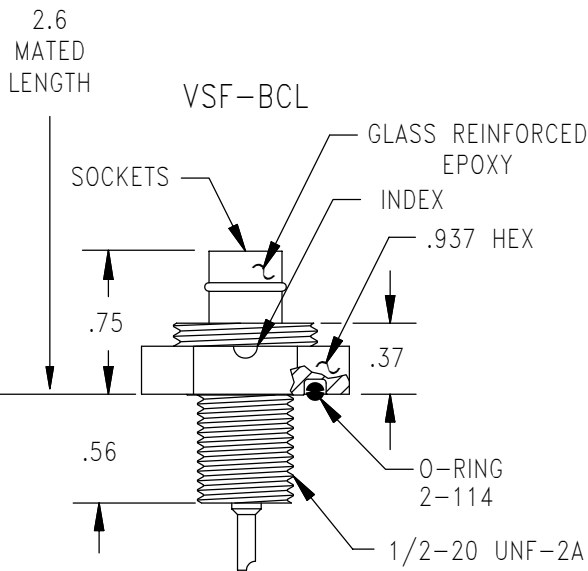
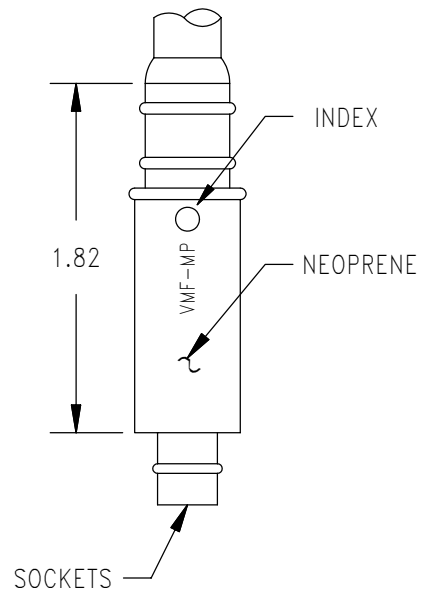
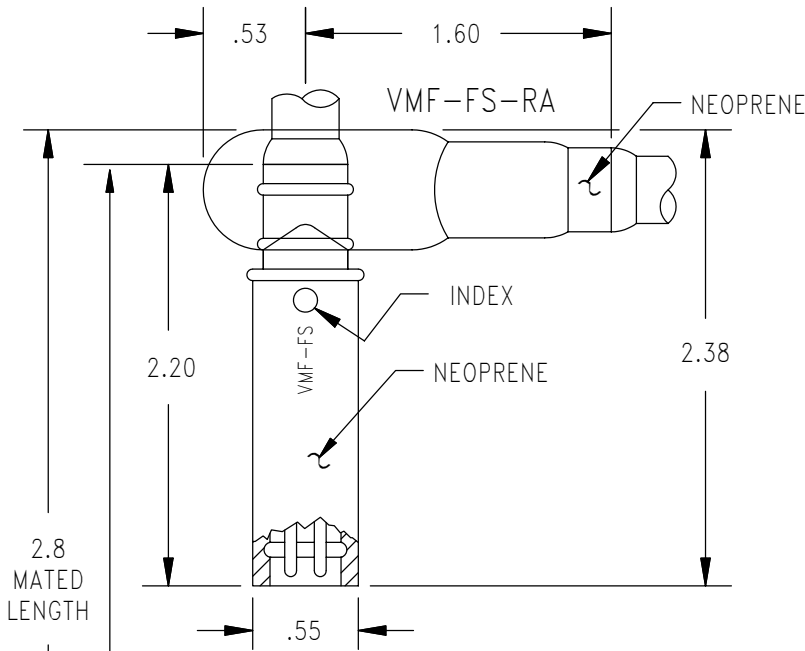
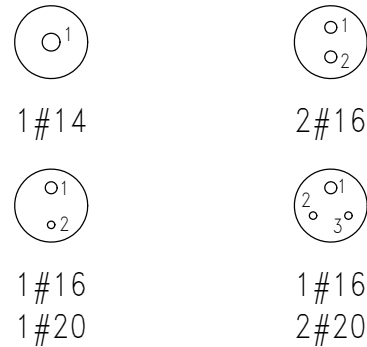


DESCRIPTION AND MATERIAL	<ul style="list-style-type: none">• Identical to XS–RM connectors except sockets replace pins.• Molded neoprene or polyurethane (for G–size) inline connectors and glass reinforced epoxy, stainless steel or aluminum bulkhead connectors.• One to twelve contacts.• Up to 600 VDC (For higher voltages, contact factory).• Up to 10,000 PSI in mated condition.• Bulkhead connector design open face pressure rated to 5000 psi.• Contacts gold plated per MIL–G–45204.• Field installable connectors with locking sleeve available.• Field installable connectors have a removable tapered boot for easy access to solder pots during field installation.
CABLE	<ul style="list-style-type: none">• Connector’s amperage and voltage may be limited by amperage and voltage rating of cable to which connector is molded.• Inline connectors in this series, except field installables, are provided on a standard 24” length of 18 AWG SO cable unless otherwise specified.(Note:VMA provided on 24” length of 20 AWG.)
USES	<ul style="list-style-type: none">• Light to medium duty applications.• Hazardous environment.• Power transmission.• Signal telemetry.• FIB – Field installable applications.
GUIDELINES	<ul style="list-style-type: none">• All mounting surfaces require a 32 finish.• Accomplish mating with minimum twisting and flexing.• Align indexes.• Because sockets replace pins in this series, there is less damage potential in unplugged conditions.• FS can trap water (suggest flush with alcohol and blow dry).• Lubricate MP mating side with 3M Silicone Spray or Dow Corning #111 Valve Lubricant or equivalent.• Lubricate o–rings with Dow Corning #111 Valve Lubricant or equivalent.• Avoid o–ring cuts and nicks.• Replace o–rings when re–using connectors.• Avoid contact with noxious solvents.• Elastomers can be seriously degraded if exposed to direct sunlight or high ozone levels for extended periods of time.



CONTACT CONFIGURATION
(BCL FACE VIEWS)



MOUNTING TORQUE FOR BCL	not to exceed 15 in lbs	MATED PRESSURE RATING (psi)	10,000
DUMMY PLUG FOR VSF-BCL, VMF-MP		DUMMY PLUG FOR VMF-FS	
LOW PRESSURE < 4,000 psi	VMF-FSD-LP	VMF-*-MPD	
HIGH PRESSURE > 4,000 psi	VMF-*-FSD-HP		
NOTE: Locking sleeves available in plastic, see Technical Bulletin 25 50. * Please specify number of contacts.			